

# GRANREPAIR POWERBOND

## NEXT GENERATION BOND CURE TECHNOLOGY

### PROPERTIES:

- Appearance: Liquid dispersion
- Active content: 15-17%
- System: Water-dispersible
- PH: 8.5-10

### APPLICATIONS:

- To be added to salon bleaching and coloring procedures
- To be used in salon perfecting and repairing treatments
- Home maintenance products and regimes

### USE LEVEL:

- 8ml (g) for each bleaching service
- 4ml (g) for each coloring and salon service
- 2-4% in home maintenance products


### BENEFITS:

- Prevents damage and repairs hair integrity from chemical salon processes
- Protects the bonds from initial breakage as well as repairs broken bonds
- Noticeably softens and smooths hair texture
- Adds shine and luster to hair appearance
- Ease of combing ability (both for wet and dry)
- Improved hair color intensity

**INCI:** Water (and) Butylene Glycol (and) Bis-PCA Dimethicone (and) Disodium PEG-12 Dimethicone Sulfosuccinate (and) Aminomethyl Propanol

When it comes to their hair, consumers in the world today will do what's necessary to look their best— but this sacrifice comes with consequence as the chemical processes from salon treatments and coloring greatly damages the integrity of the hair leading to severe breakage and overall poor hair health. In the hair care market today stylists and consumers expect, and now want more from bond building products. "Plex" is now no longer good enough-- introducing **GRANREPAIR POWERBOND** the next generation bond cure technology.

This new and innovative bond building technology protects, strengthens, and repairs damaged hair from harmful effects. Results have shown to last several hair washing and drying cycles, outperforming the competition in comparative salon tests.



**GRANREPAIR POWERBOND** acts by protecting existing disulfide bonds and as well as reconnecting broken ones caused from excessive bleaching, over-treatment, and extreme flat iron use. Its innovative silicone composition compared to other salt complexes provides increased deposition to the hair with less potential for unwanted wash-off, leading to enhanced performance, outstanding softening, shine and improved wet and dry combing performance. **GRANREPAIR POWERBOND** protects the bonds from initial breakage and repairs broken bonds from severe damage.

**GRANREPAIR POWERBOND** does not interfere with bleaching process, does not increase the bleaching time or impact bleaching results, and is designed to be incorporated into both professional salon treatments and at home maintenance products (see **GRANREPAIR POWERBOND** 3-Step System.)



[www.grantinc.com](http://www.grantinc.com)

Technical Support? [formula@grantinc.com](mailto:formula@grantinc.com)



# GRANREPAIR POWERBOND 3-STEP SYSTEM

- Bond Protecting and Straightening Regime: **GRANREPAIR POWERBOND** (designed to be conducted by salon professional)
  - For incorporation in coloring and bleaching treatments, this formulation is designed to protect and strengthen hair bonds during the salon process.
  - Use Level:
    - 8 ml (g) for each bleaching service
    - 4 ml (g) for each coloring and repairing at salon service
- Bond Perfecting Regime: **GRANREPAIR POWERBOND** at 4% and **GRANSOFT INTENSE-PCA** at 1.5% (designed to be conducted by salon professional)
  - To be used post treatment after Step 1 has been rinsed out, this formulation is designed to restore and condition the hair.
- Bond Preserving Regime: **GRANREPAIR POWERBOND** at 4% and **GRANSOFT INTENSE-PCA** at 1% (for at home maintenance)

## GRANREPAIR POWERBOND FREQUENTLY ASKED QUESTIONS

- Is GRPB compatible with brazilian blow out services? Yes but do not mix with hair straighteners (pH incompatibility).
- Is GRPB compatible with high pH straightening services (tioglycolate or lye relaxers)? Yes GRPB can be used after the straightening process and neutralization.
- Can GRPB use heat to accelerate the bleaching process: Yes GRPB can be used with heat (plastic cap or with climazone heaters) but the hair professional must pay close attention to the quality of the hair during the process. The temperature should not exceed 40°C and the processing should not be more than 20 minutes.
- Can GRPB be used in high LIFT color creams? Yes using a ratio of 1/10oz (around 2.8g) of GRPB and afterwards proceeding with manufacturer instructions.
- Can GRPB be used in very damaged hair? Yes.
- Can GPPB be used in balayage, flamboyage procedures? Yes.
- Can GRPB be used in fantasy coloring procedures? Yes.
- Can GRPB be used in home bond preserving regimes: Yes see Step 3 formulation.
- Can GRPB be used in natural hair extensions? Yes.
- Can GRPB be used for toning? Yes. GRPB is compatible with oxidation color toners using 1/8oz (around 3.5g) per 90g of toning cream.
- Can GRPB be used in PERMS? Yes. GRPB 15% solution can be applied on the rods after the neutralizer and then let stand for 15 minutes followed by a rinse before removing the rods.
- Will GRPB affect my powder/developer viscosity mixture? No but depending on the quality of the bleaching powder used it could be necessary to add more powder (no more than 10%) to reach the desired viscosity.

## BOND PROTECTING AND STRAIGHTENING REGIME - STEP 1

Phase	Ingredient	INCI	%
A	GRANREPAIR POWERBOND	Water & Butylene Glycol & Bis-PCA Dimethicone & Disodium PEG-12 Dimethicone Sulfosuccinate & Aminomethyl Propanol	100.00
			Total: 100.00

Procedure:

- Use 8 grams for each bleaching service.
- Use 4 grams for each coloring and repairing at salon service.

G105-229.01

## BOND PERFECTING REGIME - STEP 2

Phase	Ingredient	INCI	%
A	DEIONIZED WATER	Water	76.60
	GRANREPAIR POWERBOND	Water & Butylene Glycol & Bis-PCA Dimethicone & Disodium PEG-12 Dimethicone Sulfosuccinate & Aminomethyl Propanol	4.00
B	STEARYL ALCOHOL	Stearyl Alcohol	3.50
	SCHERCODINE S	Stearamidopropyl Dimethylamine	2.00
	CETYL ALCOHOL	Cetyl Alcohol	0.60
	ARGAN OIL	Argania Spinosa Kernel Oil	0.50
	DERMOL 99	Isononyl Isononanoate	2.00
	CRODAZOSOF DBQ	Quaternium-91 & Cetrinonium Methosulfate & Cetearyl Alcohol	3.00
	BLUEVISC BTMC	Behentrimonium Chloride	2.90
	CETEARYL ALCOHOL	Cetearyl Alcohol	1.00
C	GRANSOFT INTENSE-PCA	Dimethicone & PCA Dimethicone Crosspolymer & Water & Butylene Glycol & Polysorbate 20	1.50
	FRAGRANCE	Fragrance	0.40
	D-PANTHENOL USP	Panthenol	1.00
	KATHON CG	Methylchloroisothiazolinone & Methylisothiazolinone	0.10
D	LACTIC ACID	Lactic Acid	0.90
			Total: 100.00

Procedure:

- Combine Phase A in the main kettle and heat to 75-80 deg C equipped with homogenizer.
- Combine Phase B in a side kettle and heat to 75-80 deg C. Mix until uniform.
- Add Phase B to the main kettle while mixing. Mix until uniform.
- Switch to side sweep and cool down to 30-35 deg C.
- Add Phase C sequentially to the main kettle. Mix until uniform.
- Adjust pH with phase D to 3.5 - 4.5.

G105-230.01

## BOND PRESERVING REGIME - STEP 3

Phase	Ingredient	INCI	%
A	DEIONIZED WATER	Water	79.85
	GRANREPAIR POWERBOND	Water & Butylene Glycol & Bis-PCA Dimethicone & Disodium PEG-12 Dimethicone Sulfosuccinate & Aminomethyl Propanol	4.00
B	STEARYL ALCOHOL	Stearyl Alcohol	3.50
	SCHERCODINE S	Stearamidopropyl Dimethylamine	1.00
	CETYL ALCOHOL	Cetyl Alcohol	0.60
	ARGAN OIL	Argania Spinosa Kernel Oil	0.50
	DERMOL 99	Isononyl Isononanoate	2.00
	CRODAZOSOF DBQ	Quaternium-91 & Cetrinonium Methosulfate & Cetearyl Alcohol	3.00
	BLUEVISC BTMC	Behentrimonium Chloride	1.45
	CETEARYL ALCOHOL	Cetearyl Alcohol	1.00
C	GRANSOFT INTENSE-PCA	Dimethicone & PCA Dimethicone Crosspolymer & Water & Butylene Glycol & Polysorbate 20	1.00
	FRAGRANCE	Fragrance	0.40
	D-PANTHENOL USP	Panthenol	1.00
	KATHON CG	Methylchloroisothiazolinone & Methylisothiazolinone	0.10
D	LACTIC ACID	Lactic Acid	0.60
			Total: 100.00

Procedure:

- Combine Phase A in the main kettle and heat to 75-80 deg C equipped with homogenizer.
- Combine Phase B in a side kettle and heat to 75-80 deg C. Mix until uniform.
- Add Phase B to the main kettle while mixing. Mix until uniform.
- Switch to side sweep and cool down to 30-35 deg C.
- Add Phase C sequentially to the main kettle. Mix until uniform.
- Adjust pH with Phase D to 3.5 - 4.5.

G105-231.01



**PICTURE 1:** Comparative Efficacy Test 8h bleaching – Control vs Market Leader 1 vs Market Leader 2 vs **GRANREPAIR POWERBOND**

- Hair used: Dark brown virgin hair (level 2)
- H2O2 (peroxide) 40 volume
- Four applications every two hours
- Ratio (bleaching powder/peroxide/Market Leader 1) 1:2:0.250\*
- Ratio (bleaching powder/peroxide/Market Leader 2) 1:2:0.125\*
- Ratio (bleaching powder/peroxide/GRPB) 1:2:0.27\*

*\*Please note that starting active content levels varied. Ratios were calculated to have equal active content in comparative testing.*



**PICTURE 2:** Comparative Wet Comb Test

- Following a 4h bleaching with the ratios above: damp hair tresses after rinse off and 10 combing cycles with a professional brush


*\*Please note the extreme breakage from the control and Market Leader 1 compared to **GRANREPAIR POWERBOND**.*



**PICTURE 3:** Comparative Dry Comb Test

- Following the conditions, rinse off, and combing cycles above: hair tresses were blow dried and combed an additional 10 cycles


*\*Please note the extreme breakage from the control, Market Leader 1, Market Leader 2 compared to **GRANREPAIR POWERBOND**.*



**PICTURE 4:** Radical Efficacy Test 8h bleaching then straightened with cysteamine hydrochloride at pH 1 — Control vs **GRANREPAIR POWERBOND**

- Hair used: Brazilian black curly hair (level 1)
- H2O2 (peroxide) 40 volume
- Ratio (bleaching powder/peroxide/GRPB) 1:2:0.27\*

For full **GRANREPAIR POWERBOND** technical information contact [info@grantinc.com](mailto:info@grantinc.com)



Contact us today to discover the ways we help ensure your product's performance is flawless, or learn more at [www.grantinc.com](http://www.grantinc.com).



**GRANT INDUSTRIES**  
*Where Performance Matters*

GLOBAL HEADQUARTERS:  
125 Main Ave. Elmwood Park, NJ 07407  
201-791-6700 ■ [info@grantinc.com](mailto:info@grantinc.com)